ULTIMATRON FRANCE

Ultimatron Lithium Battery

Smart Bluetooth APP Manual



Up to 8 batteries can be connected



ULTIMATRON FRANCE

CONTENTS

Introduction ---- 02

1.Download and connect ---- 02

1.1 Connect ---- 03

1.2 Disconnect ---- 03

2.Presentation of the APP and its functions ---- 04

2.1 Display of battery parameter values ---- 04

2.2 Display of cell ---- 05

2.3 Display of alarm status ---- 05

2.4 Charge and discharge switch ---- 05

2.5 Display of history ---- 06

2.6 Display of multiple batteries at the same time ---- 06

2.7 Display of series or parallel connection status ---- 08

2.8 Bluetooth 4.0 tire pressure monitoring system ---- 08

INTRODUCTION

The APP connect to the battery via Bluetooth to monitor battery status, collect, store and process information in real time. It can ensure the safety, ease of use and service life of the lithium battery system, and enhance the battery pack stability.

1 Download and connect

- Please turn on the smartphone's Bluetooth.

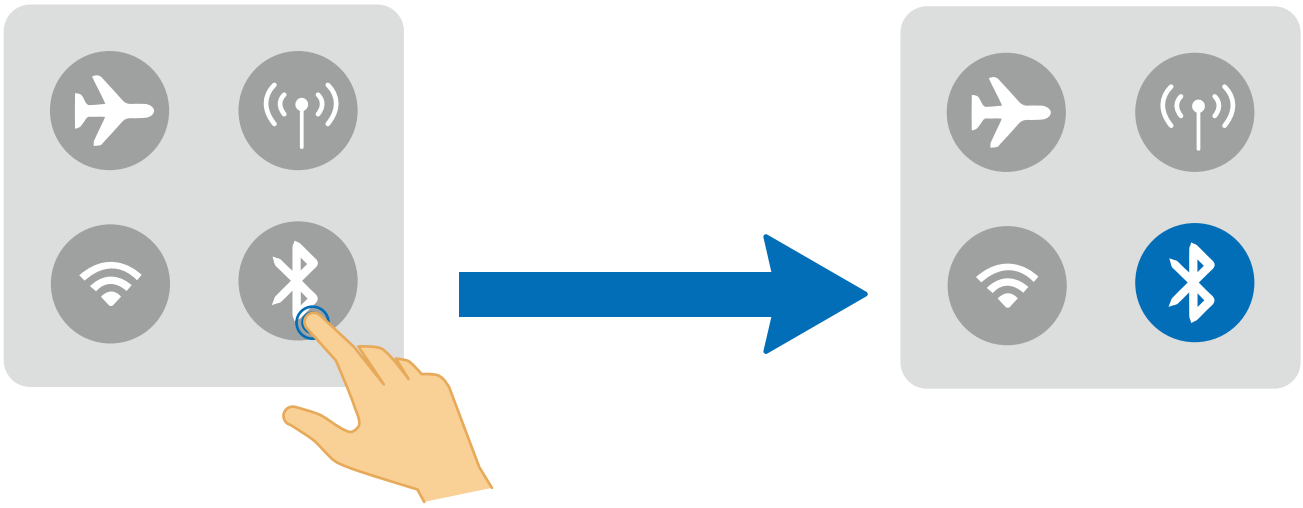

- Please download the Bluetooth APP **"UltimatronFrance"** from the Apple Store or Google Play, or scan the following QR code to download it.

ANDROID APP ON Google play

Download on the App Store

- Please open the **UltimatronFrance** APP and click "Allow" when the APP asks for the location, and Bluetooth permission.

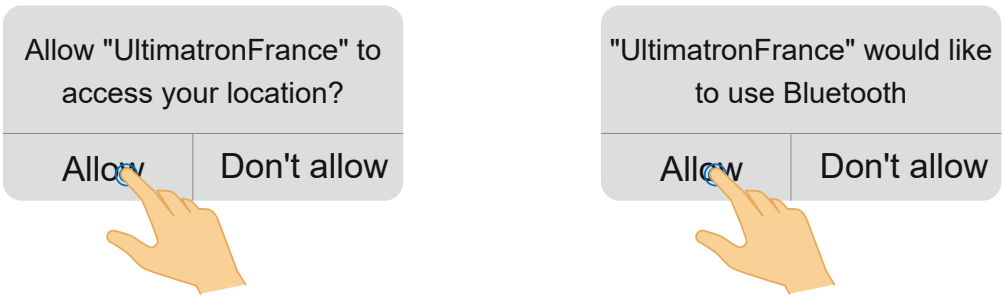

⚠ Attention! The battery is only connected via the Ultimatron-France APP, not directly via the smartphone's Bluetooth.

1.1 Connect

- You can see a list of available batteries nearby. Each battery has its serial number. Please select your battery now. Please click the Bluetooth button to turn on the Bluetooth APP, and it will connect the battery.

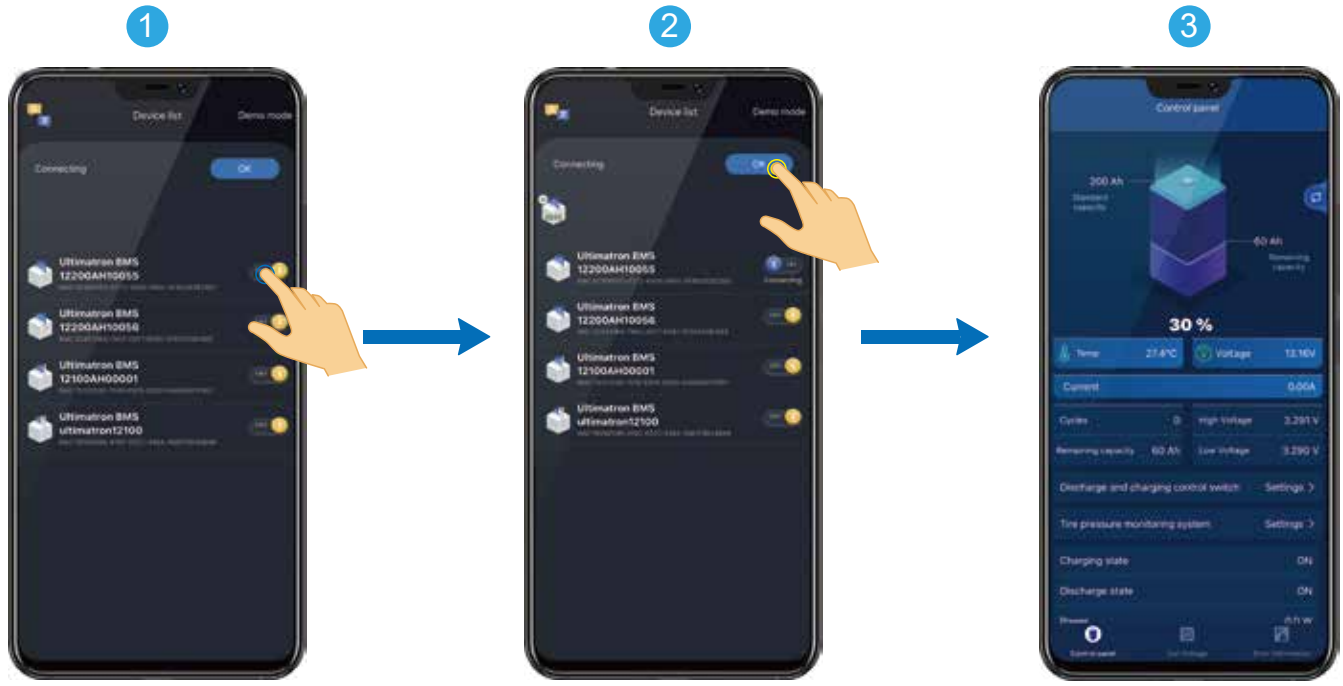

1.2 Disconnect

- Please click the Bluetooth button or the icon of the connected battery above to disconnect the battery.

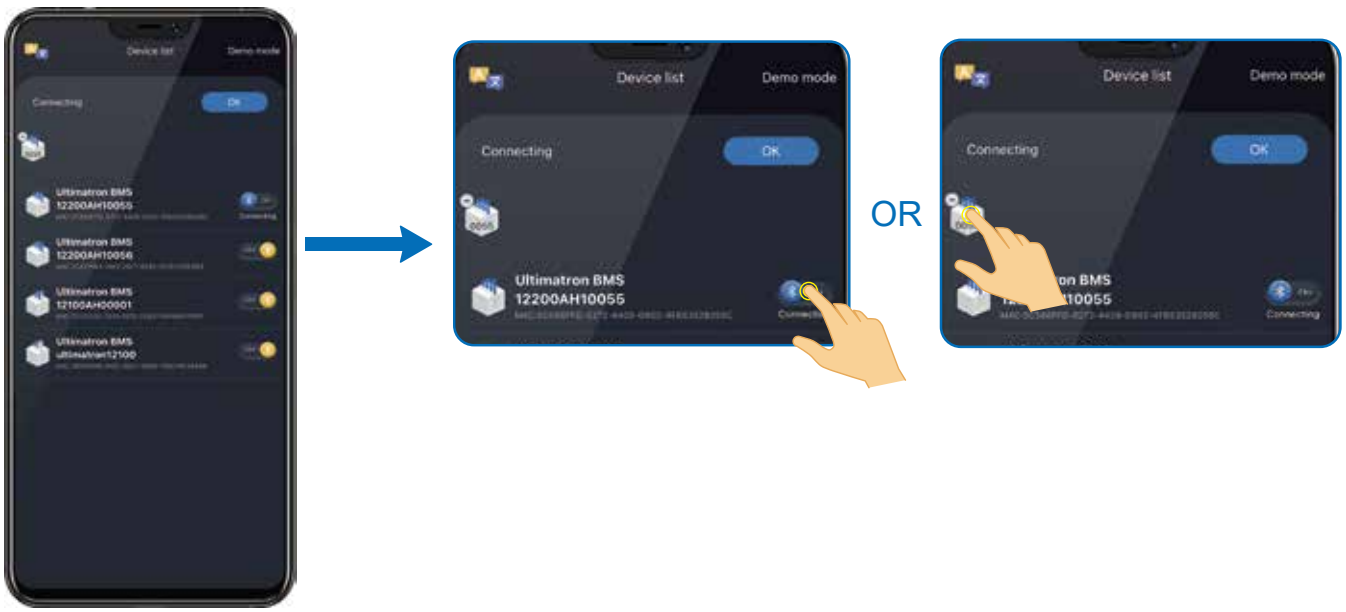

2 Presentation of the APP and its functions

2.1 Display of battery parameter values

Real-time display of parameter values such as voltage, current, power and internal resistance in the form of dashboards and numbers.





2.2 Display of cell

Display real-time operation, voltage and balance information of each cell.



NOTE:

BMS will automatically equalize the cell voltage.

2.3 Display of alarm status

This page show the real-time alarm status of battery. If the batteries' parameters reach the protection value, the system will protect the battery and alarm.

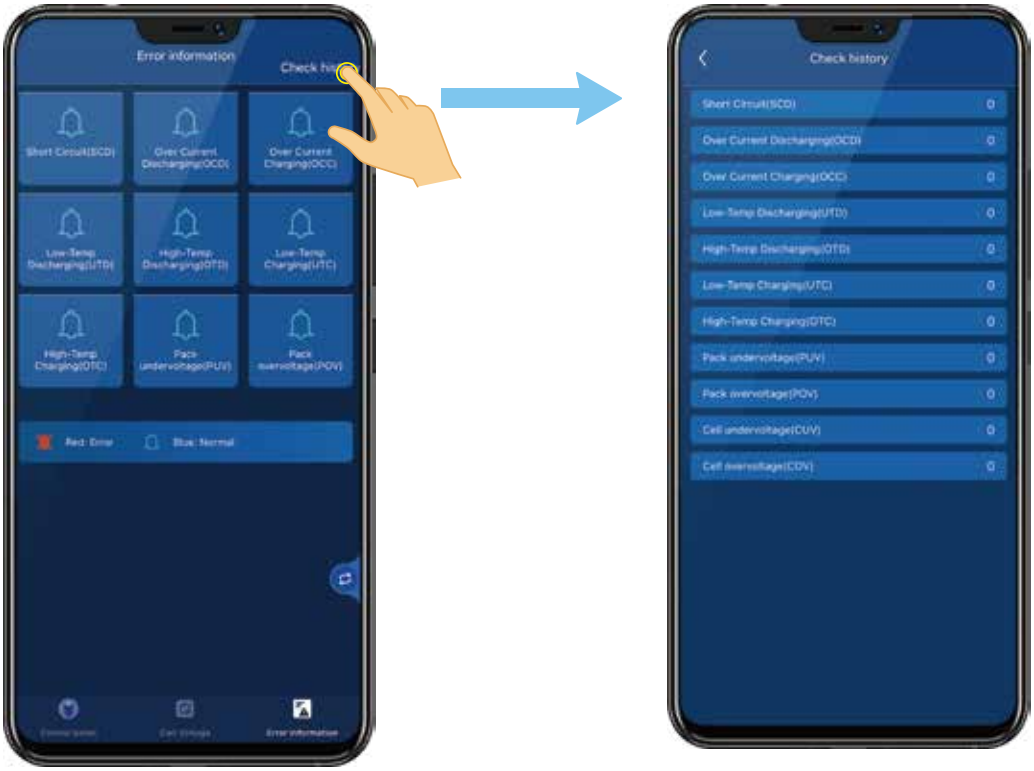

2.4 Charge and discharge switch

Switch function to control charging and discharging.



NOTE:

When the battery is fully charged, the BMS will automatically cut off the current, the charging switch will be turned off and cannot be turned on immediately.

When the battery is fully discharged, the BMS will automatically cut off the current and the discharge switch will be turned off and cannot be turned on immediately.

2.5 Display of history

The graphs record the historical data of the battery, which is convenient for users to analyze.



2.6 Display of multiple batteries at the same time

The first program that can connect multiple batteries and collect their data at the same time.

It can receive data from up to 8 connected batteries at the same time, and the efficiency of receiving information from each battery is milliseconds.



Up to 8 batteries can be connected

Click the battery you want to check detailed data, and then it will come to the single battery mode.



In single battery mode, click this button to switch any battery on each function page.



2.7 Display of series or parallel connection status

- **Real-time monitoring of the status of each series or parallel connection, even series and parallel networking status.**
- Users can choose “all in series circuit”, “all in parallel circuit”, or “in series-parallel”ac-cording to the specific mode of connection. The APP will display the total voltage, current and remaining capacity as well as other key data.

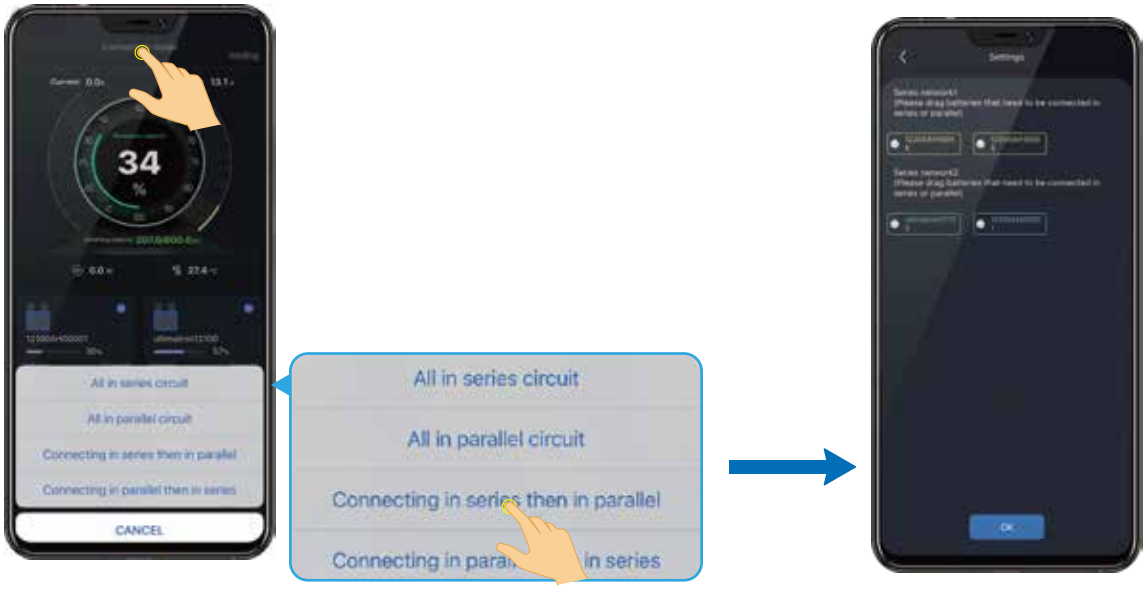

2.8 Bluetooth 4.0 tire pressure monitoring system

- The system collects and processes data through the connection with the Bluetooth sensors fixedly installed on the 4 tires, and monitors the tire pressure in real time.
- When abnormal conditions such as tire leaking or excessive tire pressure are detected, an alarm will be prompted to ensure driving safety.



(This tire pressure monitoring function is a value-added service provided by Ultimatron. Users need to purchase Bluetooth tire pressure monitoring equipment. Ultimatron does not assume any responsibility.)

ULTIMATRON FRANCE
Add: 286 Rue Charles Gide, 34670 Baillargues, France E-mail: info@ultimatron-france.fr Tel: 09 50 42 76 17